



EHL S

The English for Heritage
Language Speakers Program



Language Proficiency in Government Service: The English for Heritage Language Speakers Program

Deborah Kennedy, *Director, Ehls Program, Center for Applied Linguistics*

Beth Mackey, *Visiting Scholar, Center for Applied Linguistics*

Kevin Gormley, *Senior Program Officer, National Security Education Program*

Interagency Language Roundtable, January 21, 2011

© 2011 Center for Applied Linguistics



Program Fundamentals

- Legislation authored by the House Permanent Select Committee on Intelligence in FY2005
- Providing English instruction to U.S. citizens who are native speakers of a critical language
- Scholarships to individuals instructed at an institution of higher education
- Federal service requirement of at least one year

Program History

- 2005: Feasibility study conducted by CAL
- 2006: Program initiated at Georgetown University and the University of Washington
 - Language groups: Arabic, Chinese-Mandarin, Russian
- 2007–2008: Program in place at Georgetown University and the University of Washington
 - Expansion to additional language groups
- 2009–2011: Program at Georgetown only
 - Language groups recruited for 2011: Arabic, Chinese-Mandarin, Dari, Persian Farsi, Pashto, Hindi, Punjabi, Urdu, Igbo, Hausa, Somali, Swahili

Language Proficiency

■ Entrance Requirements

- ILR Level 3 / ACTFL Superior in the native language

Only speaking proficiency is tested (OPI)

- ILR Level 2 / ACTFL Advanced-Low in English

Listening and reading tests: ELPT from DLI-ELC

Speaking test: OPI

Writing test: modified DLI-ELC writing test

■ Exit Goals

- ILR Level 3 / ACTFL Superior in four English modalities



Instructional Program

■ Six-month intensive program

- Reading and Writing for Professionals
- Professional Oral Communications
- News Analysis
- Career Skills

■ Two-month part-time program

- Professional Writing
- Career Skills



Capstone:

Open Source Analytical Research Project

- Topics provided by federal agencies and matched to scholars' backgrounds and expertise
- Scholars conduct research in English and the heritage language
- Each scholar works with a federal agency mentor
- Scholars present their analyses at a formal symposium and in a written paper



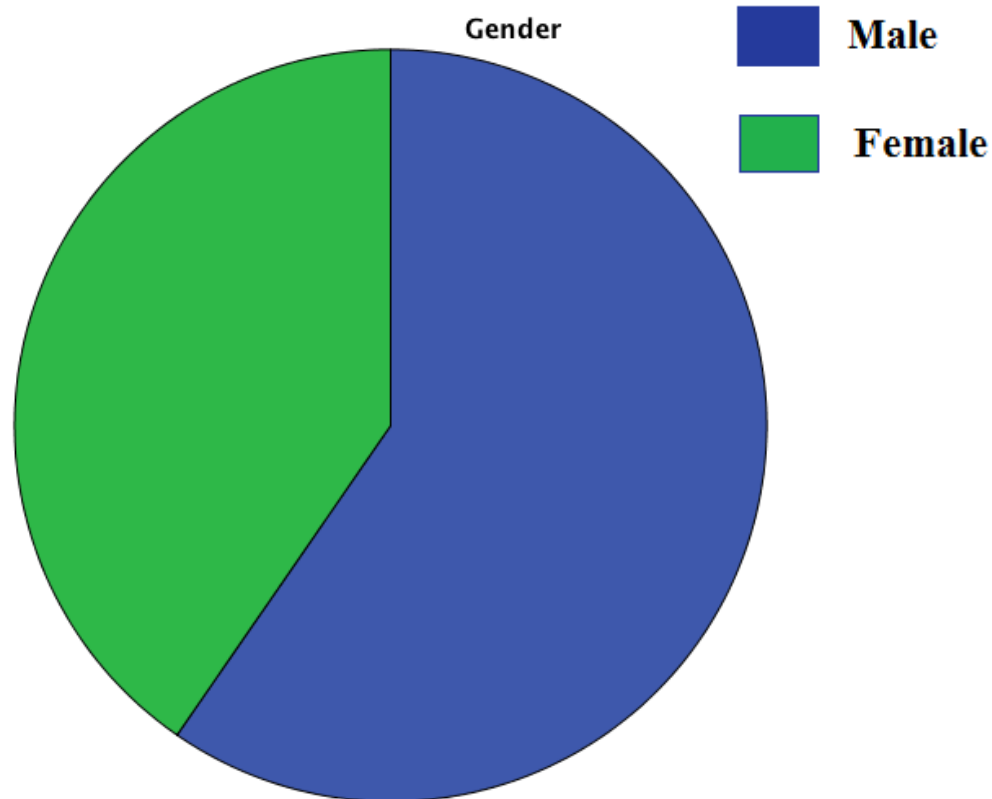
English Language Proficiency Outcomes

Demographic data and outcomes are reported for the 104 scholars who have participated in the Georgetown University program.

- 2006: 7 Scholars
- 2007: 16 Scholars
- 2008: 16 Scholars
- 2009: 28 Scholars
- 2010: 37 Scholars

Demographics: Gender

More men (60%) have participated in the program than women (40%)

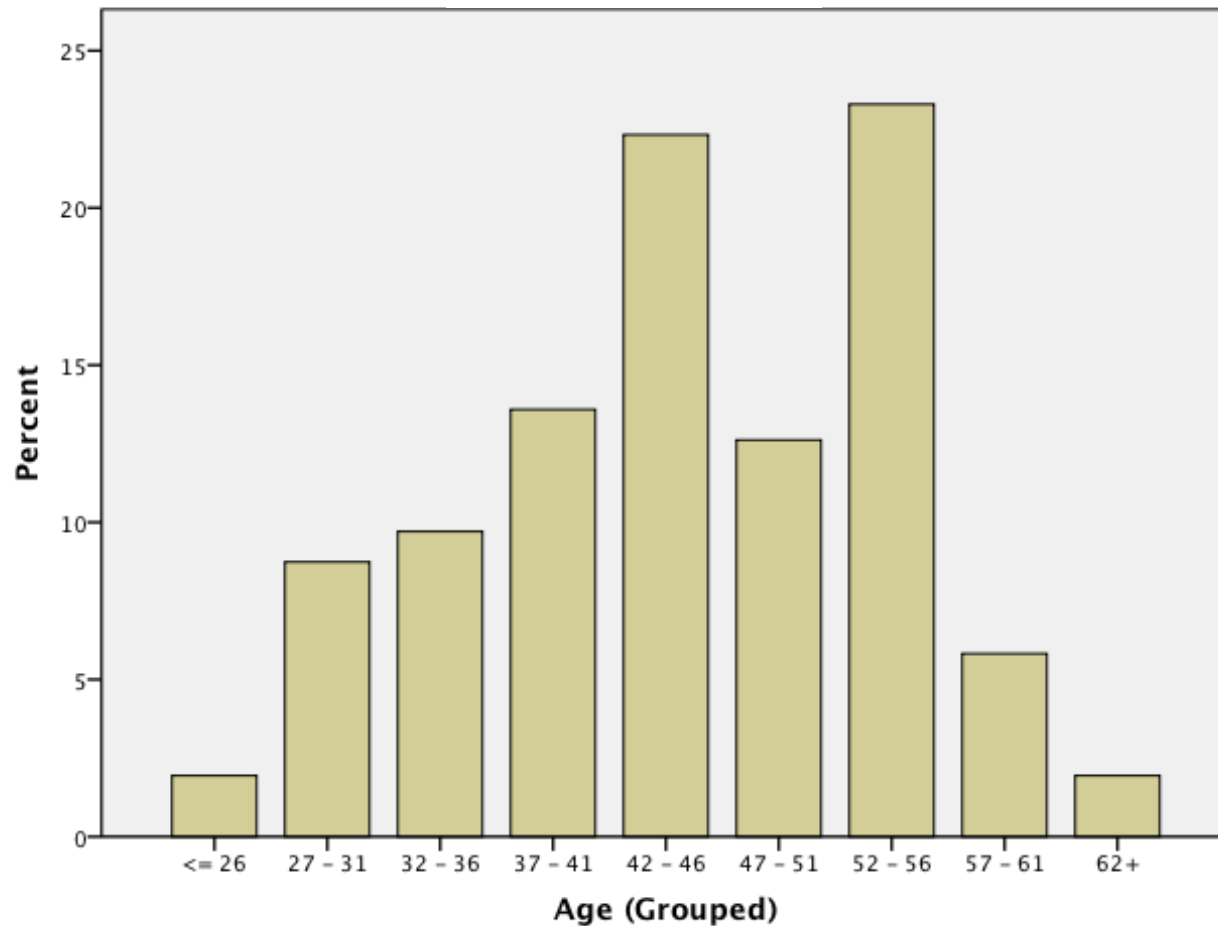




Demographics: Age

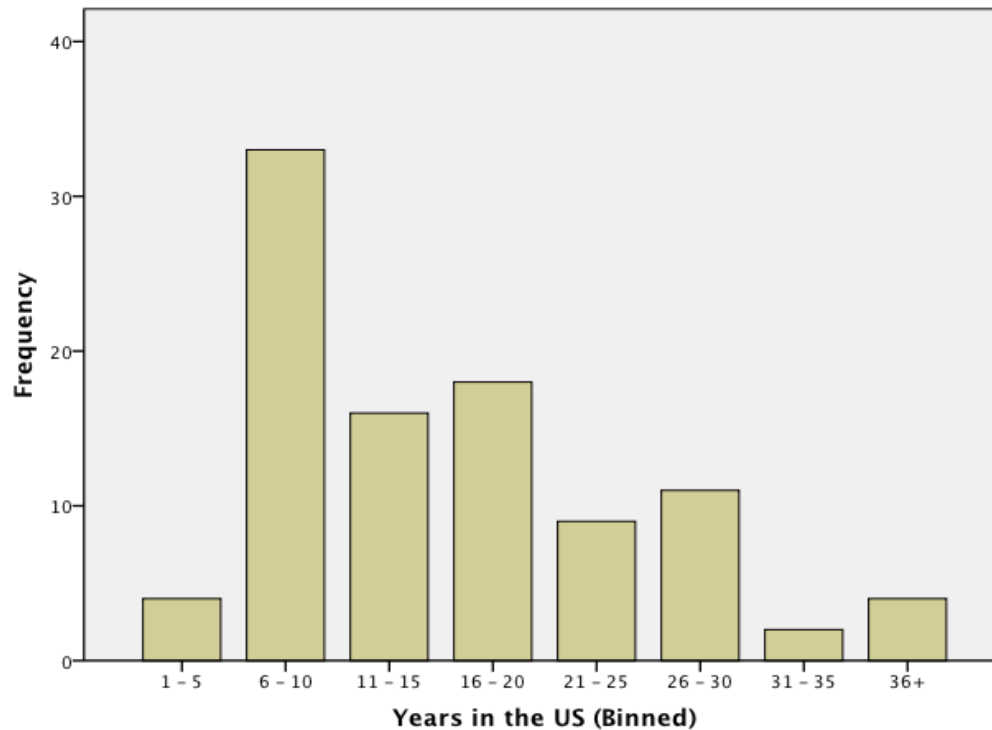
- Scholars' average age is 45
 - Mean = 44.75
 - Median = 45
- The youngest scholar is 26 and the oldest is 64

Participant Age Summary (2006-2010)



Demographics: Years in the US

Scholars have lived in the U.S. for an average of almost 16 years, ranging from 3 to 42 years



Demographics: Language Background

Language	Frequency	Percent
Arabic	45	43.3
Mandarin	22	21.2
Dari	9	8.7
Urdu	7	6.7
Persian Farsi	4	3.8
Swahili	4	3.8
Farsi	3	2.9
Igbo	3	2.9
Russian	3	2.9
Other (Cantonese, Hausa, Korean, Pashto)	4	3.8



Demographics: Other Languages Spoken

- 63.5% of scholars reported speaking at least one other language
- French was the most commonly spoken other language, with 22.1% of scholars speaking French

Demographics: Educational Background

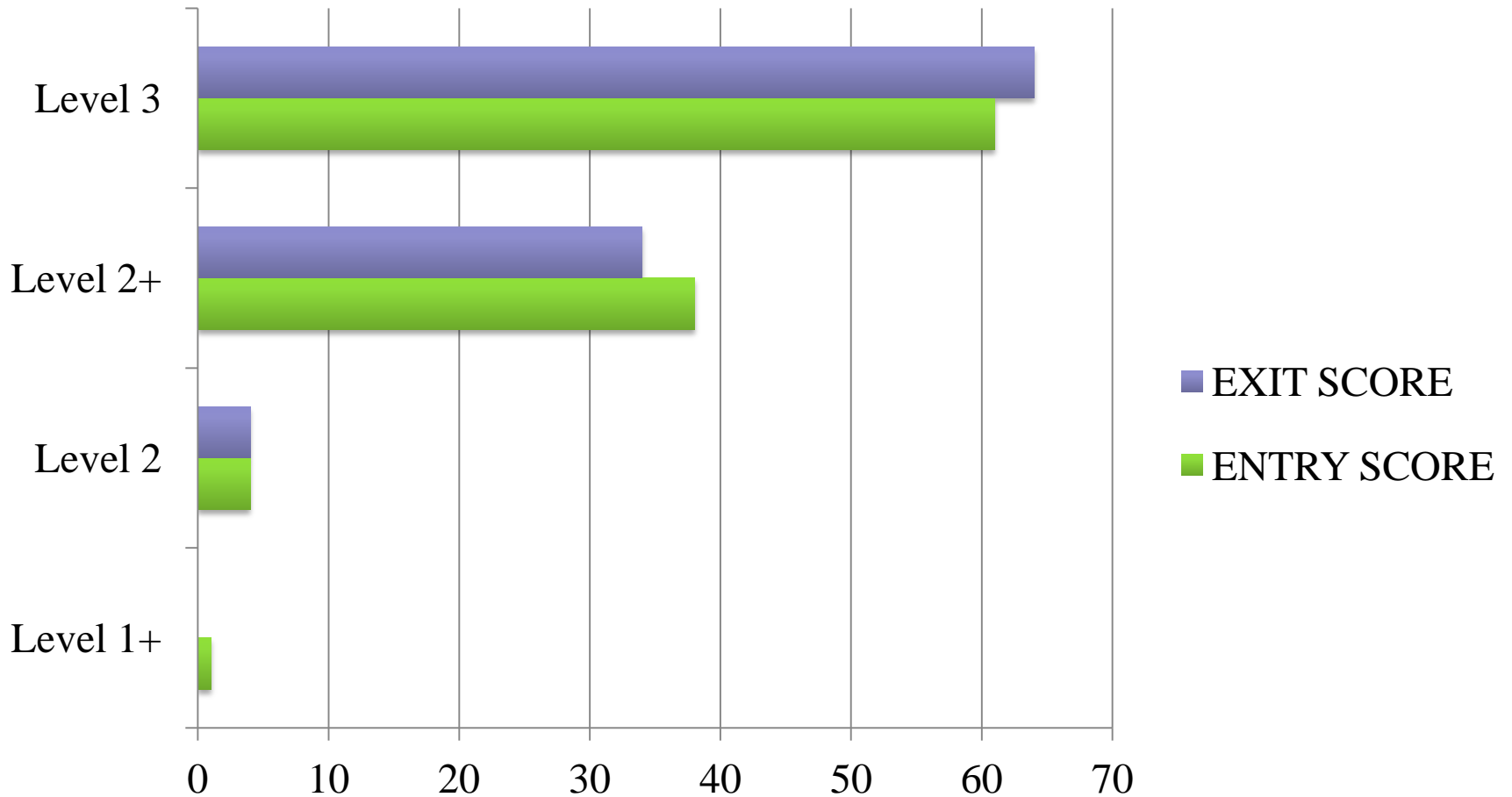
Highest Degree Received	Frequency	Percent
Associate's	1	0.9
Bachelor's	41	39.4
Master's	40	38.5
Doctorate	6	5.8
Not Collected	7	6.7
Other	9	8.7



Demographics: Educational Background

- 42 scholars have an additional second degree, and 6 scholars indicated a third degree
- 62% of scholars have received at least one degree taught primarily in English
- 55.7% of scholars have received at least one degree from a university in the U.S.

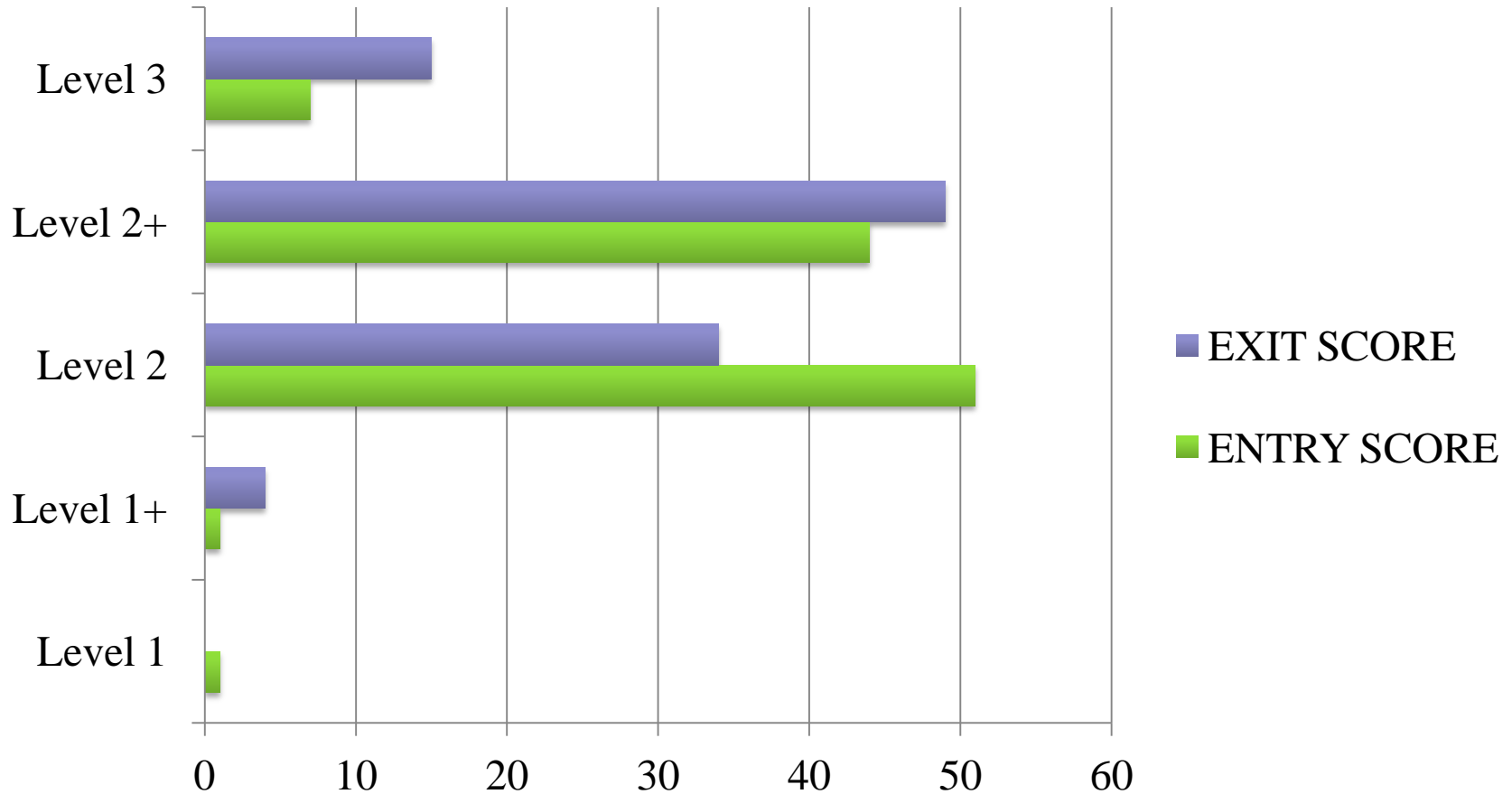
Reading Results (2006-2010)



Increases in Scores: Reading

- The ceiling effect strongly influenced improvements in reading
 - 50 out of the 104 scholars remained at **Level 3**
- However, results show that
 - 13 scholars improved across the **2+/3** threshold
 - 1 scholar improved from **Level 2** to **Level 3**

Listening Results (2006-2010)

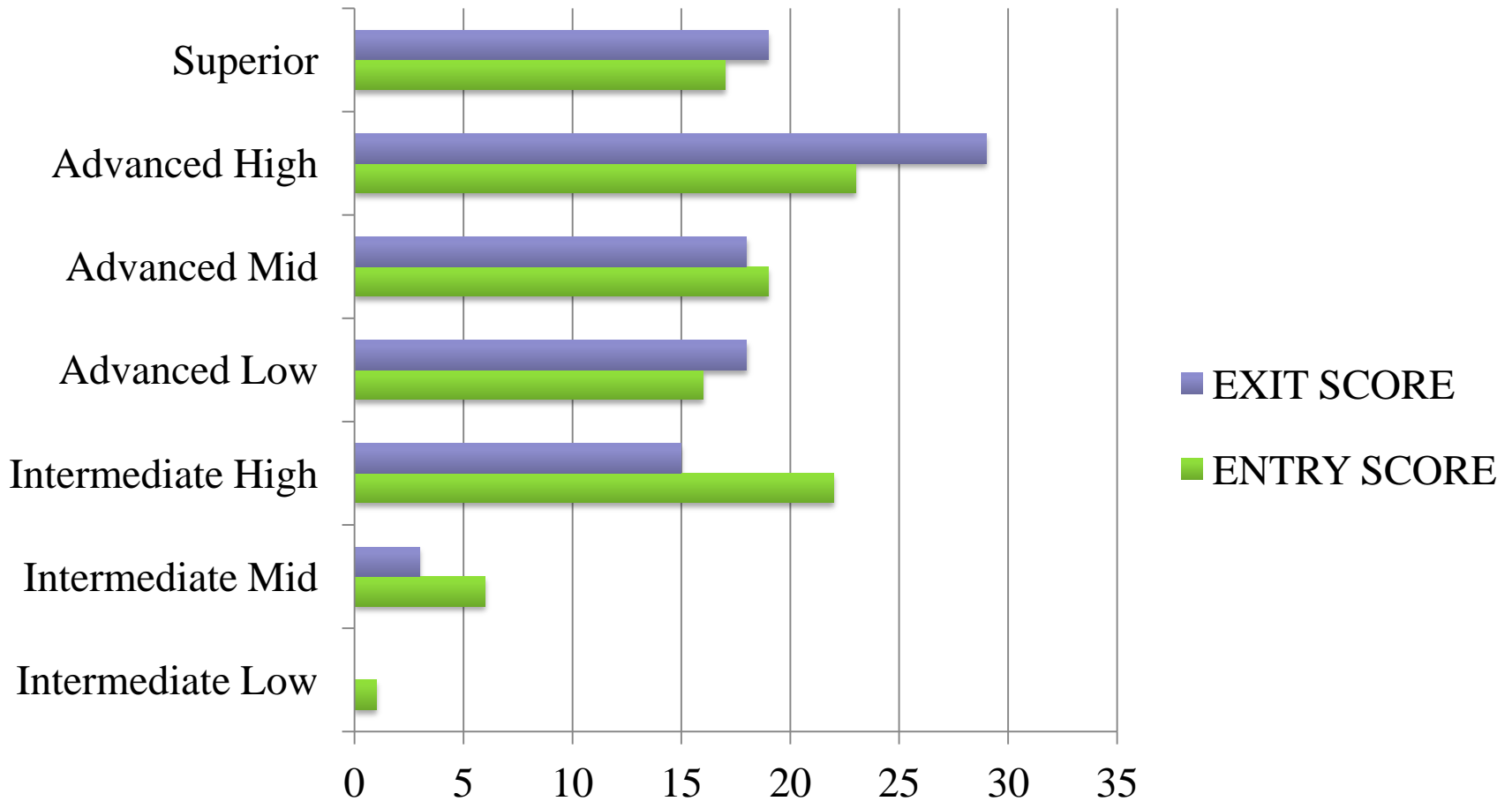




Increases in Scores: Listening

- 10 scholars crossed the **2+/3** threshold in Listening
- 2 scholars raised their score from **Level 2** to **Level 3**
- 18 scholars improved from **Level 2** to **Level 2+**

Speaking Results (2006-2010)

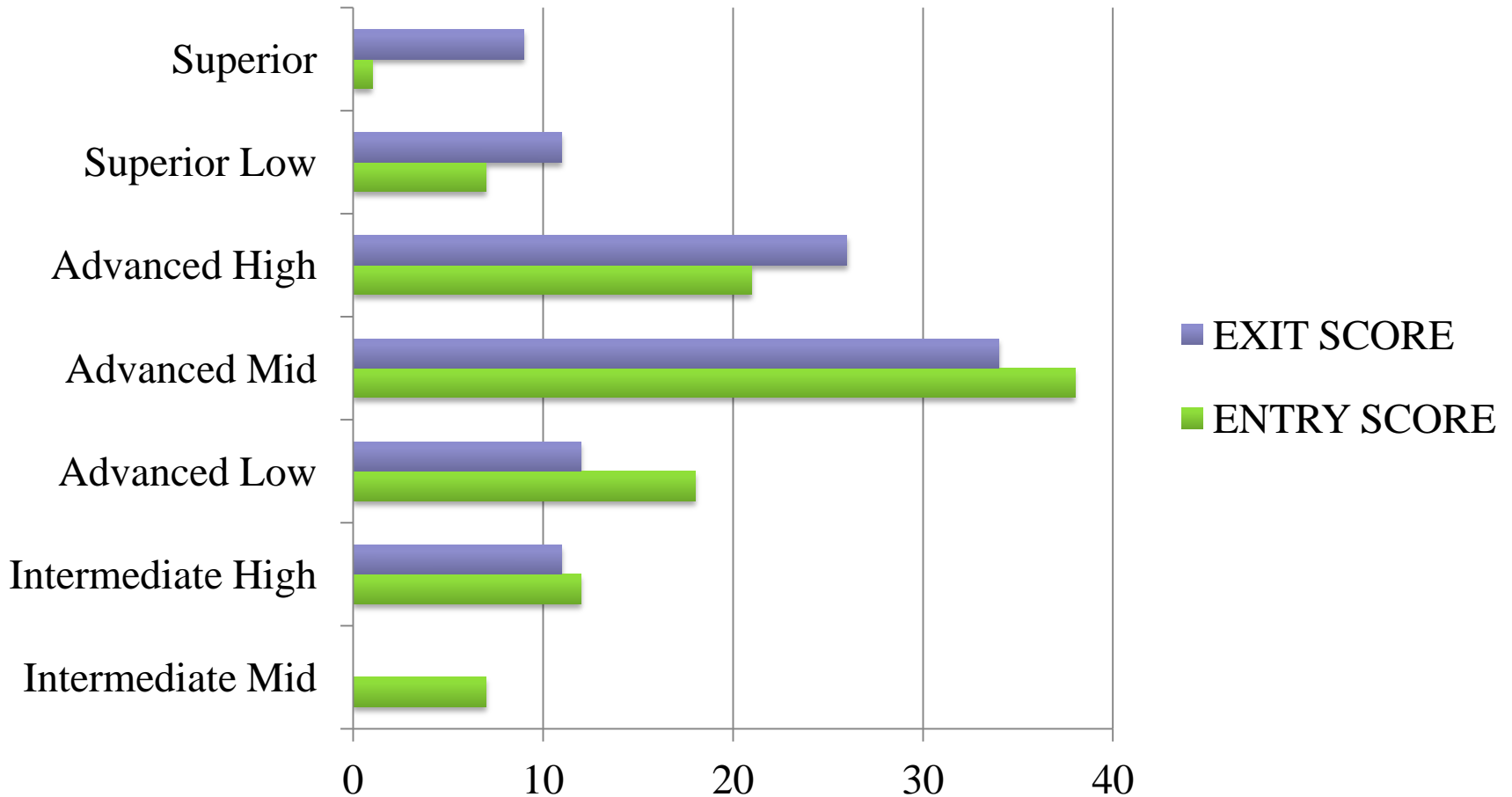




Increases in Scores: Speaking

- 13 scholars crossed the threshold from the **Intermediate Level** to the **Advanced Level**
- 7 scholars crossed the threshold from the **Advanced Level** to the **Superior Level**
- 6 scholars improved within the **Intermediate Level**
- 15 scholars improved within the **Advanced Level**

Writing Results (2006-2010)





Increases in Scores: Writing

- 10 scholars crossed the threshold from the **Intermediate Level** to the **Advanced Level**
- 11 scholars crossed the threshold from the **Advanced Level** to the **Superior Level**
- 5 scholars improved within the **Intermediate Level**
- 25 scholars improved within the **Advanced Level**
- 3 scholars improved within the **Superior Level**



EHLS Graduates' Current Employment

- CIA – Open Source Works
- National Ground Intelligence Center, INSCOM
- DIA
- DLIFLC
- NGA
- FSI
- ODNI – Open Source Center
- US Naval Academy
- DOD Contractors (Concepts & Strategies, L-3, SAIC)



Thank You!